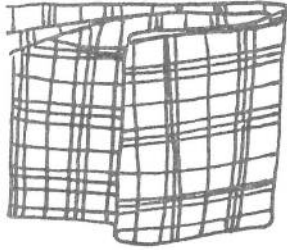
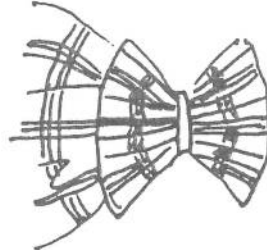


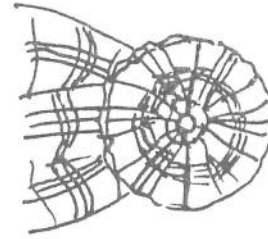
To make the sash rosette



1. Fold the sash in half lengthwise. Fold the folded end back on itself. The longer the fold back the larger the rosette.



2. Gather the four layers of fabric into small pleats and place a rubber band around the bundle at the center of the set.



3. Tack stitch the rosette open and place a very nice Celtic brooch over the rubber band.